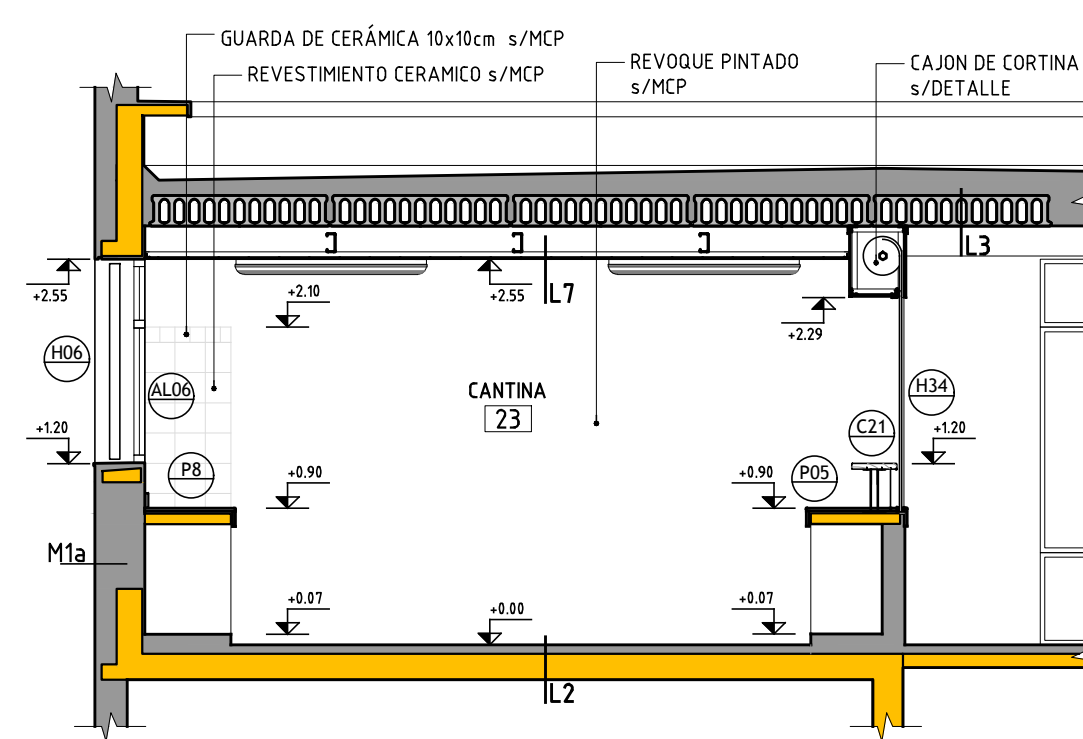
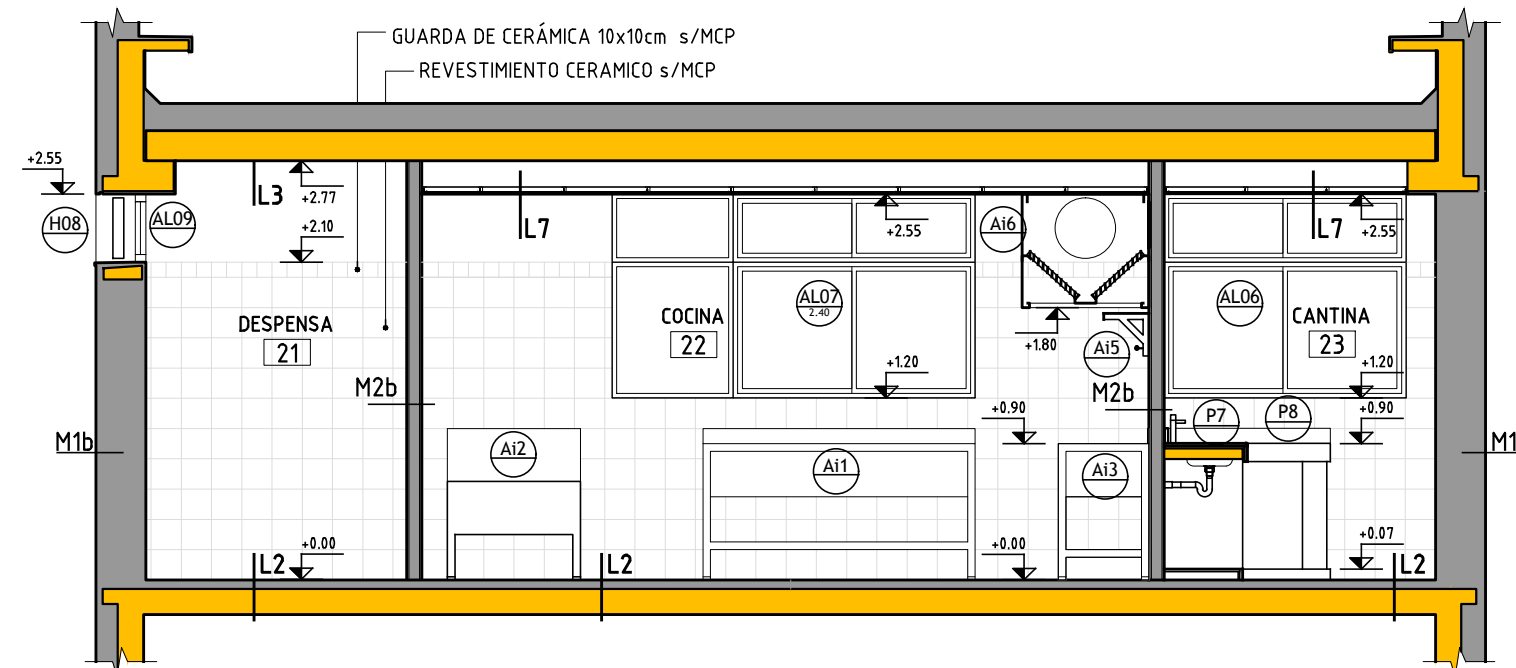


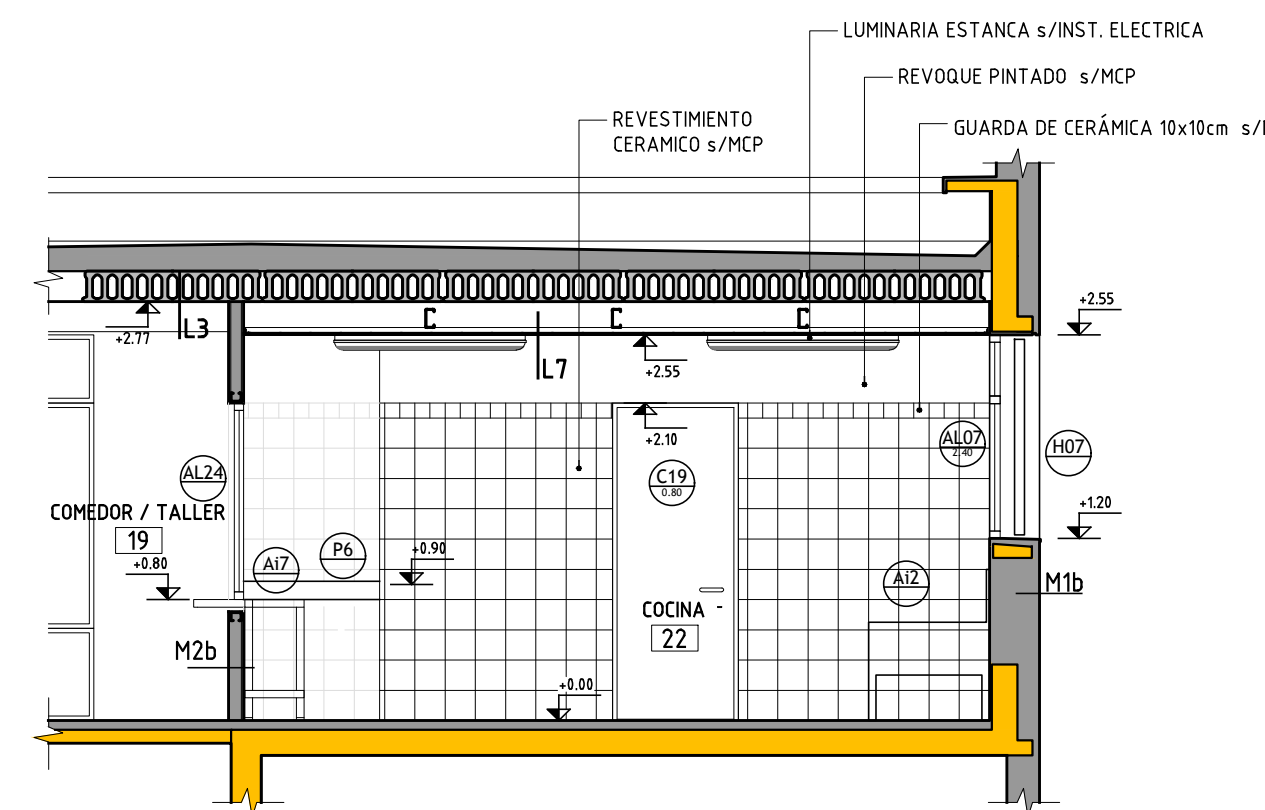
PLANTA LOCALES 20 a 23 – Escala 1:50



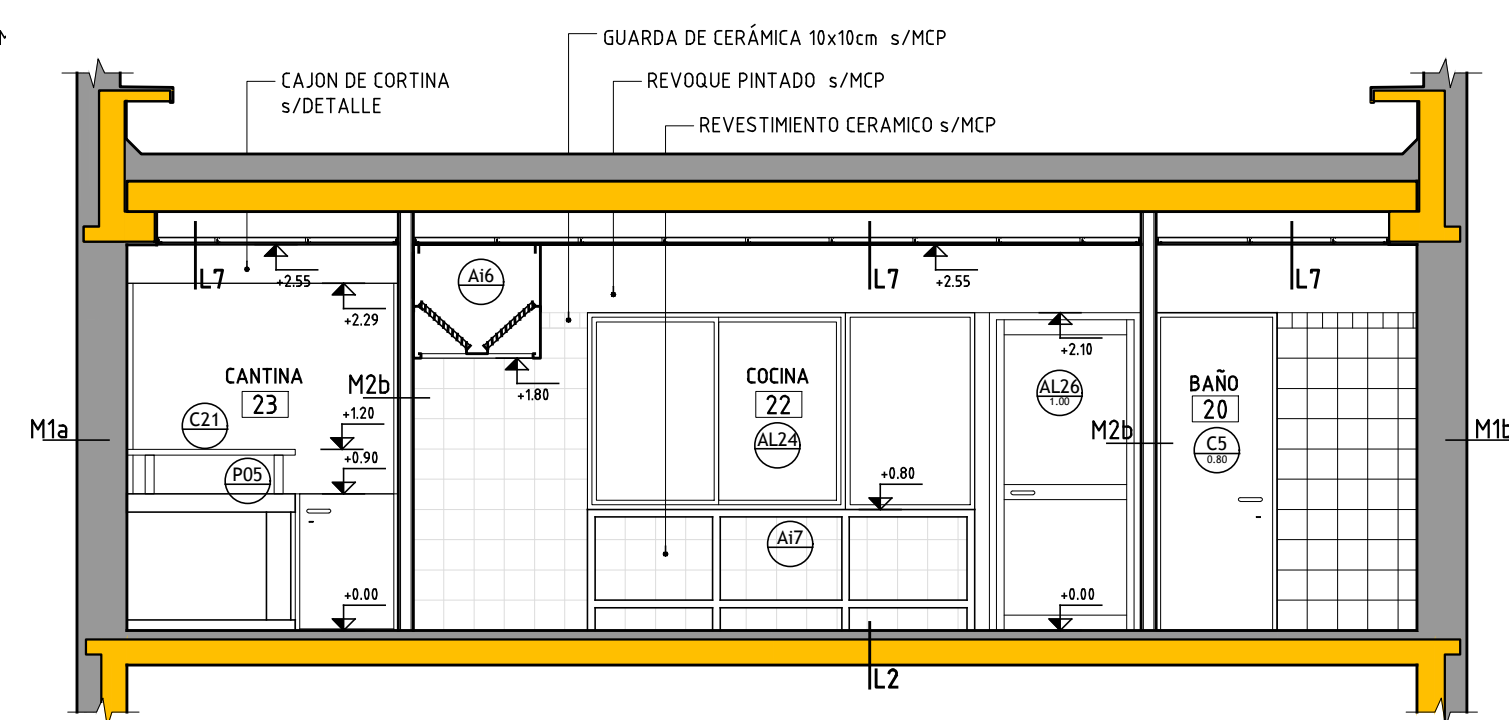
CORTE 4-4 - Escala 1:50



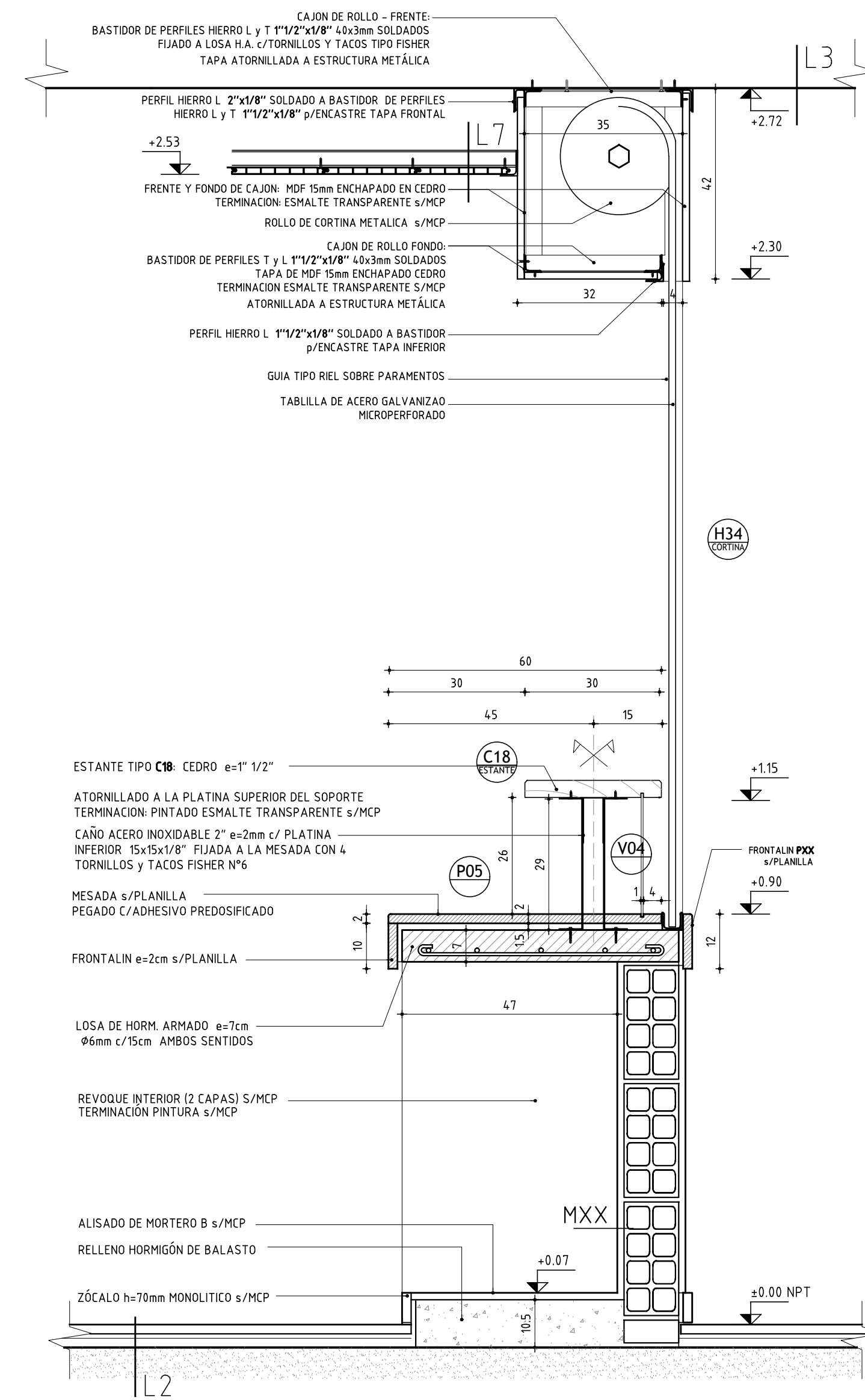
CORTE 3-3 - Escala 1:50



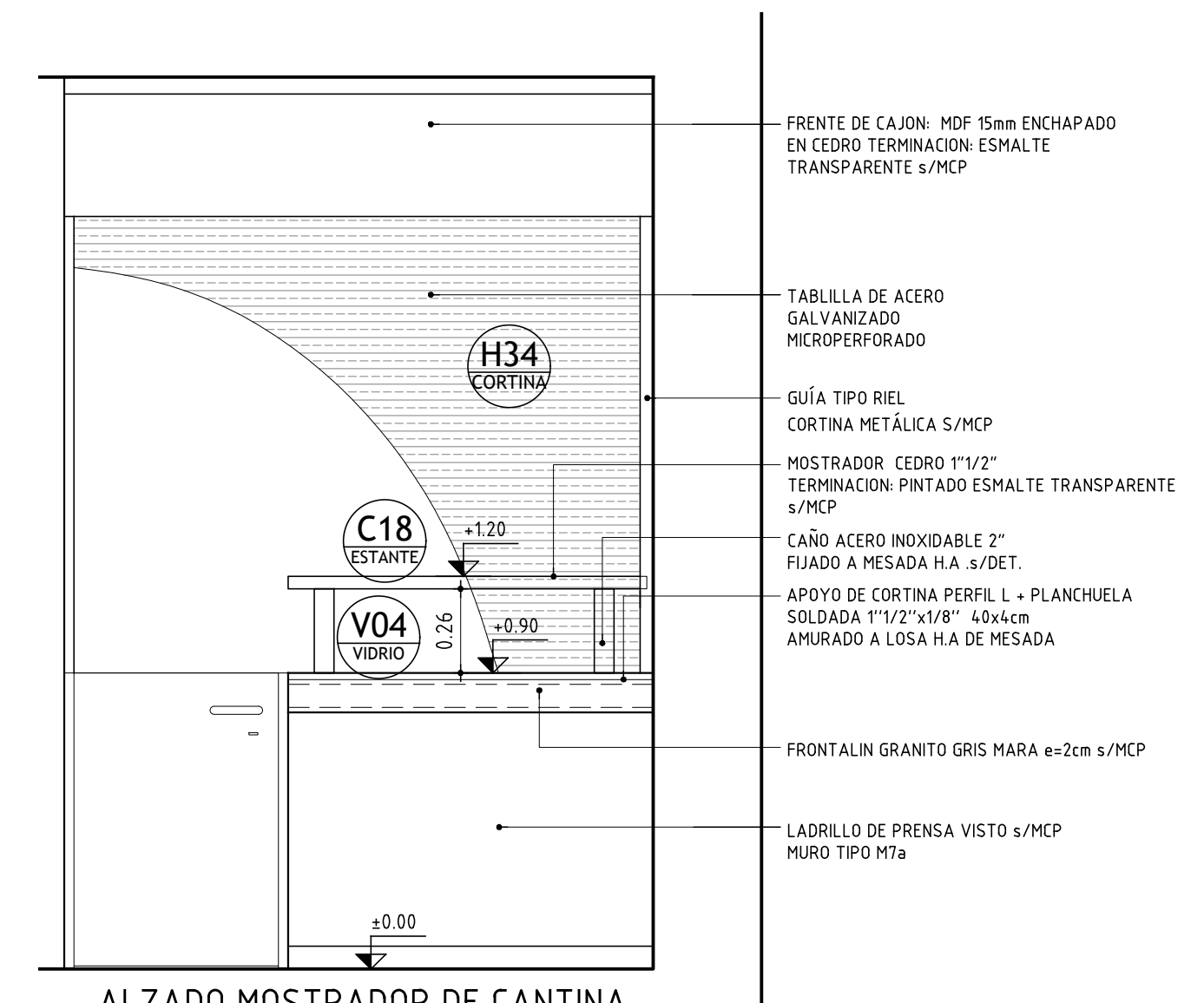
CORTE D-D - Escala 1:50



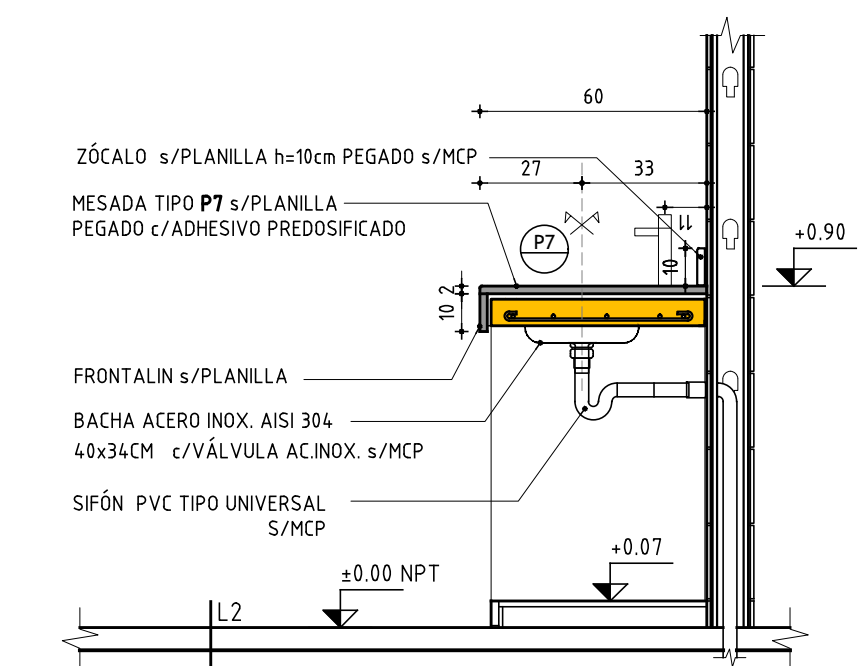
CORTE 2-2 - Escala 1:50



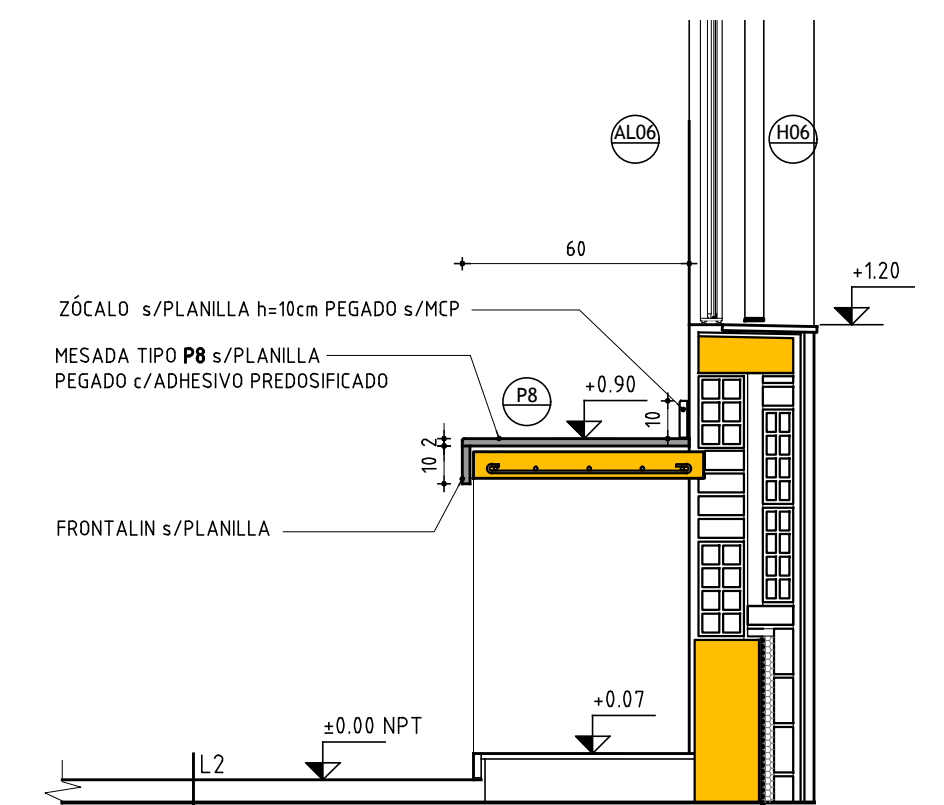
DETALLE DE MOSTRADO Y MESADA DE CANTINA  
Escala 1:10



ALZADO MOSTRADOR DE CANTINA  
Escala 1:20



CORTE 1-1 MESADA DE CANTINA  
Escala 1:20



CORTE 2-2 MESADA DE CANTINA  
Escala 1:20

## TERMINACIONES

PISOS	PAREDES
1	1
2	2
3	3
4	4
5	5
6	6
7	7
8	8
9	9
10	10
11	11
12	12
13	13
14	14
15	15
16	16
17	17
18	18
19	19
20	20
21	21
22	22
23	23
24	24
25	25
26	26
27	27
28	28
29	29
30	30
31	31
32	32
33	33
34	34
35	35
36	36
37	37
38	38
39	39
40	40
41	41
42	42
43	43
44	44
45	45
46	46
47	47
48	48
49	49
50	50
51	51
52	52
53	53
54	54
55	55
56	56
57	57
58	58
59	59
60	60
61	61
62	62
63	63
64	64
65	65
66	66
67	67
68	68
69	69
70	70
71	71
72	72
73	73
74	74
75	75
76	76
77	77
78	78
79	79
80	80
81	81
82	82
83	83
84	84
85	85
86	86
87	87
88	88
89	89
90	90
91	91
92	92
93	93
94	94
95	95
96	96
97	97
98	98
99	99
100	100

CIELORRASO	ZOCALOS
1	1
2	2
3	3
4	4
5	5
6	6
7	7
8	8
9	9
10	10
11	11
12	12
13	13
14	14
15	15
16	16
17	17
18	18
19	19
20	20
21	21
22	22
23	23
24	24
25	25
26	26
27	27
28	28
29	29
30	30
31	31
32	32
33	33
34	34
35	35
36	36
37	37
38	38
39	39
40	40
41	41
42	42
43	43
44	44
45	45
46	46
47	47
48	48
49	49
50	50
51	51
52	52
53	53
54	54
55	55
56	56
57	57
58	58
59	59
60	60
61	61
62	62
63	63
64	64
65	65
66	66
67	67
68	68
69	69
70	70
71	71
72	72
73	73
74	74
75	75
76	76
77	77
78	78
79	79
80	80
81	81
82	82
83	83
84	84
85	85
86	86
87	87
88	88
89	89
90	90
91	91
92	92
93	93
94	94
95	95
96	96
97	97
98	98
99	99
100	100

PISOS

- 1 - BALDOZA MONOLITICA S/MCP  
2 - HORMIGON S/MCP

## ZOCALOS

- 1 - ZOCALO MONOLITICO S/MCP  
2 - MADERA S/MCP

**RADF**

- PARED**  
1 - PINTURA S/MCP  
2 - REVOQUE Y PINTURA S/MC  
3 - REVESTIMIENTO CERAMICO

PLANILLA DE MUROS	
<b>REFERENCIAS esc: 1:20</b>	
1- TICHULO 11x25x25cm	12- HORMIGÓN ARMADO
2- TICHULO 12x25x25cm	13- REVESTI GUISO BAJO REVESTIMIENTO Y ADHESIVO PREDEFINICADO
3- TICHULO 8x25x25cm	14- LADRILO DE PRESNA 12x24x4
4- MORTERO DE ASIENTO O TOMA	15- REVOCUE IMPERMEABLE + HIDROFUGO
6- REVOCUE INTERIOR GRUESO Y FINO	16- ADHESIVO PREDEFINICADO
7- REVOCUE EXTERIOR + 2 CAPAS	17- PINTURA S/MCP
6- AZOTADA c/MORTERO	18- ENDUIDO + PINTURA S/MCP
9- IMPERMEABILIZACIÓN	
8- AISLANTE TÉRMICO/ACÚSTICO	
9- PLACA DE YESO COMUN e=12.5mm	
10- PLACA CEMENTICIA e=12.5mm	
11- REVESTIMIENTO CERÁMICO	

**M U R O S   I N T E R I O R E S**

The drawings show the following details:

- M2a:** Dimensions 1.5, 5.7, 1.5, 10. Labels 10, 18, 8, 18.
- M2b:** Dimensions 1.5, 5.7, 1.5, 10. Labels 10, 18, 8, 16.
- M2c:** Dimensions 1.5, 5.7, 1.5, 10. Labels 10, 18, 8.
- M3a:** Dimensions 1.5, 5.7, 1.5, 1, 22. Labels 1, 5, 6, 17, 11, 13, 17.
- M3b:** Dimensions 1.5, 5.7, 1.5, 1, 22. Labels 1, 5, 6, 17, 11, 13, 17.
- M4a:** Dimensions 1.5, 5.7, 1.5, 1, 17. Labels 2, 5, 19, 11, 13.
- M4b:** Dimensions 1.5, 5.7, 1.5, 1, 17. Labels 2, 5, 6, 17, 11, 13.

<